

**IMPORTANT! READ CAREFULLY AND KEEP
FOR FUTURE REFERENCE**



Flexible Carrying
Complete Freedom



for bigger weighing
8kg-27kg (17.6lbs-60lbs)
from 9+ months



INSTRUCTION MANUAL

Applies to Izmi® Toddler Carrier models **IZTC-CO** / **IZTB-CM**

Your Izmi® Toddler Carrier

All the simplicity and intimacy of a wrap with the ergonomic support and comfort of a soft structured carrier.

Important Information: Please read this instruction manual carefully before you use your Izmi® Toddler Carrier. More information, advice and videos can be found on our website www.izmibaby.co.uk

This carrier is suitable for use with bigger babies and toddlers from 8kg-27kg (17.6lbs-60lbs). The width of the carrier seat can be adjusted as needed to ensure a good fit at all stages.

To Ensure Your Baby's Safety:

- Always follow the guidelines for safe carrying (see **page 11** for further information).
- When using the carrier continue to monitor your child at all times.
- Be aware of hazards around you whilst using the baby carrier; avoid heat sources, hot drinks and unsafe environments.
- Stop using the carrier if any parts are missing or damaged.
- For low birthweight babies and children with medical conditions, seek advice from a health professional before using the product.

WARNING! When using your Izmi® Toddler Carrier:

- Your balance may be adversely affected by your movement and that of your child.
- Take care when bending or leaning forward or sideways.
- This carrier is not suitable for use during sporting activities.

Izmi® Toddler Carriers are tested to Safety Standard EN13209:2-2015.

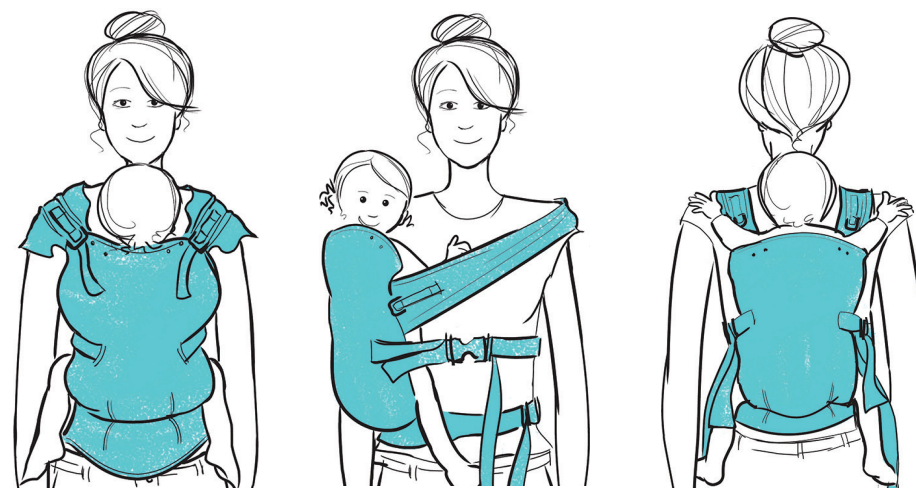
Product Warranty and Registration:

Register your Izmi® Toddler Carrier online at www.izmibaby.co.uk

Contents

IZMI® FEATURES & PARTS _____	4
GETTING STARTED _____	5
FRONT CARRY _____	6
SHOULDER STRAP VARIATION _____	7
SIDE CARRY _____	8
BACK CARRY _____	9
SAFETY & POSITIONING _____	11

Flexible Carrying, *Complete Freedom*



#izmibaby

www.izmibaby.co.uk

info@izmibaby.co.uk

Izmi® Features & Parts

1 Shoulder Straps

can be spread wide for optimum weight distribution

2 Waistband

with hidden seat adjustment system, padded for your comfort

3 Dual Adjustable Buckles

for securing the shoulder straps

4 Poppers

for securing optional accessories

5 Shoulder Strap Length Adjusters

6 Ergonomic Adjustable Width Seat

Additional Parts available to purchase:

8 Izmi® Hood Accessory

can be removed when not needed

9 Izmi® Toddler Breeze Carrier Only:

Extra-breathable mesh panel

Removable Component

Please store this carefully:

7 Sternum Strap

can be removed when not needed



Getting Started...

Izmi® carriers are incredibly adjustable to fit bigger babies and toddlers, and parents of almost every shape and size. A good fit for parent and toddler will ensure the best support and comfort while using your Izmi® Toddler Carrier.

For further support please visit our website www.izmibaby.co.uk



1. Adjusting the seat width:

Lay the carrier flat and face down. Open the hidden pocket in the waistband to reveal the hook-loop width adjustment system. Position the tabs of the carrier seat to fit your baby's size. Be sure to insert the tabs fully into the waistband. Close the pocket and press firmly to secure.

2. Adjusting the shoulder straps:

Izmi® Toddler Carriers can be worn with the shoulder straps sitting on top of your shoulders, or with the fabric spread out over your shoulders to distribute the weight more widely. For a snugger, more supportive fit for smaller parents, use the Shoulder Strap Length Adjusters to shorten the straps to suit you.

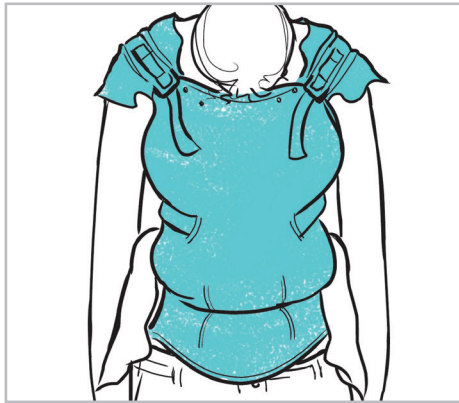
There are 2 variations of wearing the shoulder straps for front carrying positions; see **page 7** for further details.

Izmi® Toddler Carriers come with a removable Sternum Strap. You need to attach the Sternum Strap for use with the Front Carry Variation, and for Back Carries. The Sternum Strap may be detached when not needed.

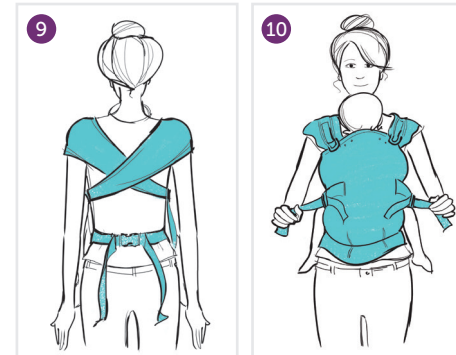
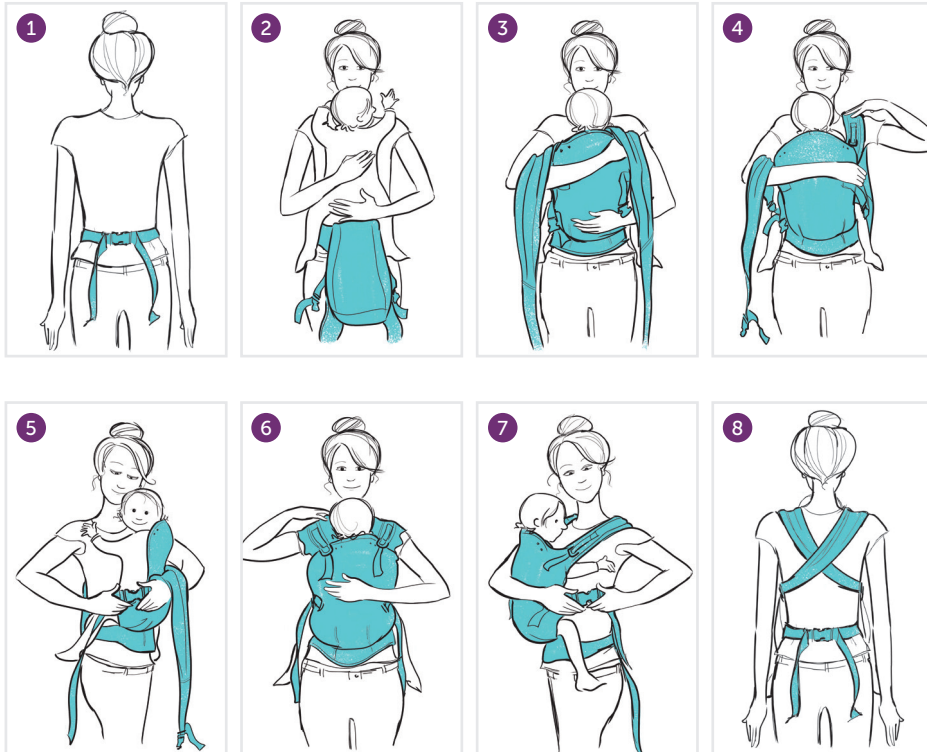


Front Carry

Suitable for bigger babies and toddlers 8kg-27kg (17.6lbs-60lbs).



- Always adjust seat width to fit your baby before you start.
- Keep at least one hand supporting your baby at all times until the carrier is fully secured.
- This carrier is suitable for babies and toddlers with full head and neck control only. For sleeping, or when additional head support is needed, you can use the separately available Izmi® Hood accessory.

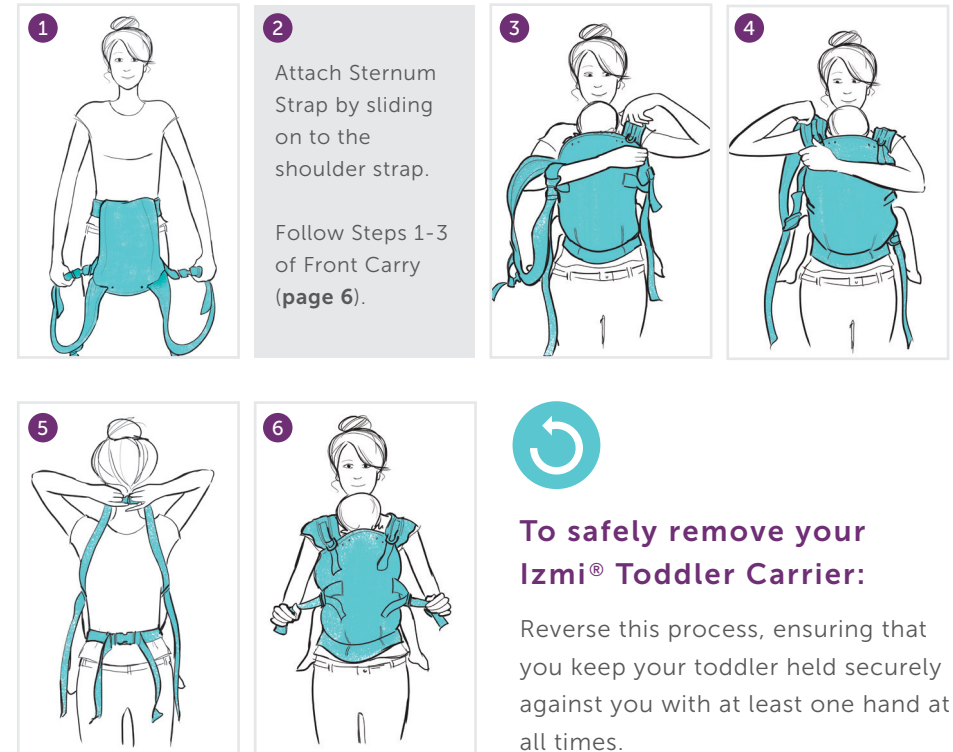


To safely remove your Izmi® Toddler Carrier:

Reverse this process, ensuring that you keep your baby held securely against you with at least one hand at all times.

Shoulder Strap Variation

Suitable for bigger babies and toddlers 8kg-27kg (17.6lbs-60lbs).



Attach Sternum Strap by sliding on to the shoulder strap.

Follow Steps 1-3 of Front Carry (page 6).

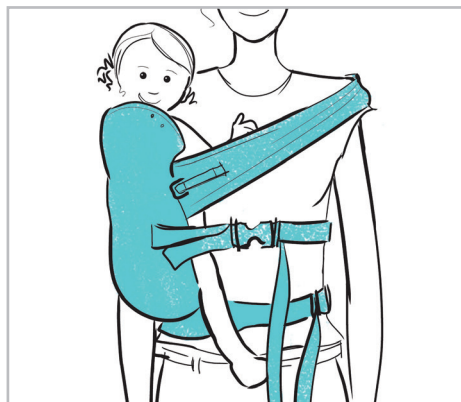


To safely remove your Izmi® Toddler Carrier:

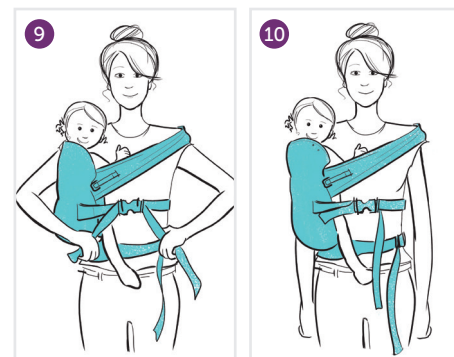
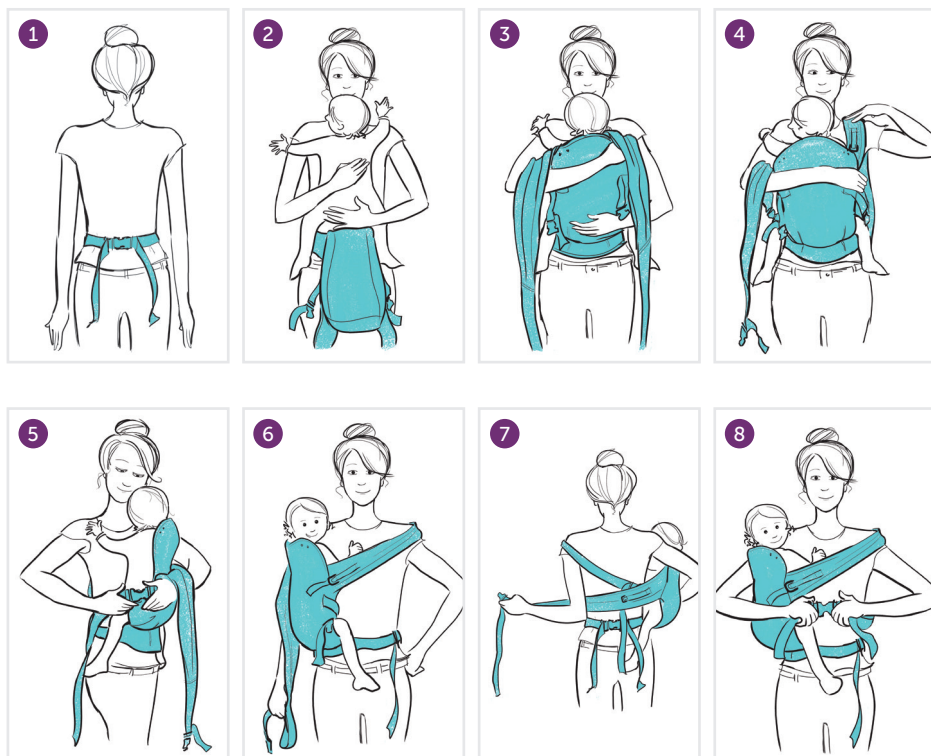
Reverse this process, ensuring that you keep your toddler held securely against you with at least one hand at all times.

Side Carry

Suitable for babies who can support their head unaided (9m+ approx).



- Adjust seat width to fit your baby before you start.
- The side carry may be positioned on the left or right hip.
- Keep at least one hand supporting your baby at all times until the carrier is fully secured.

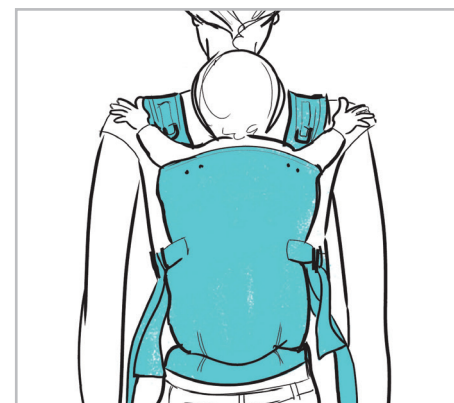


To safely remove your Izmi® Toddler Carrier:

Reverse this process, ensuring that you keep your baby held securely against you with at least one hand at all times.

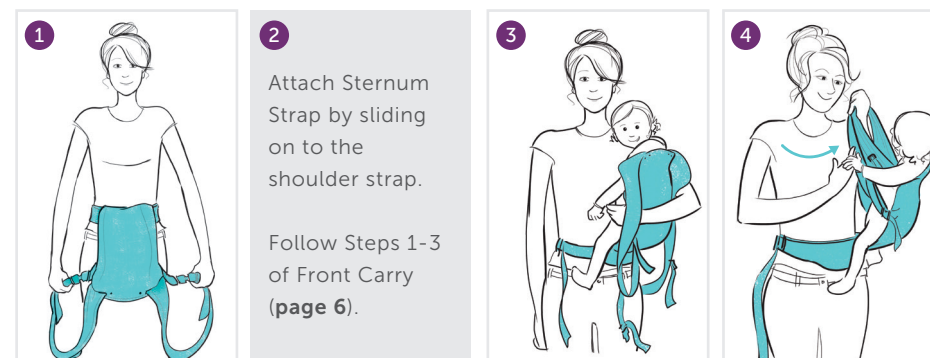
Back Carry

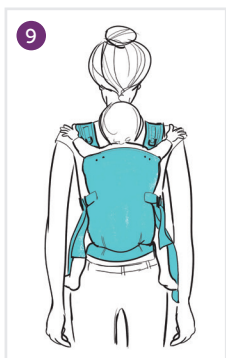
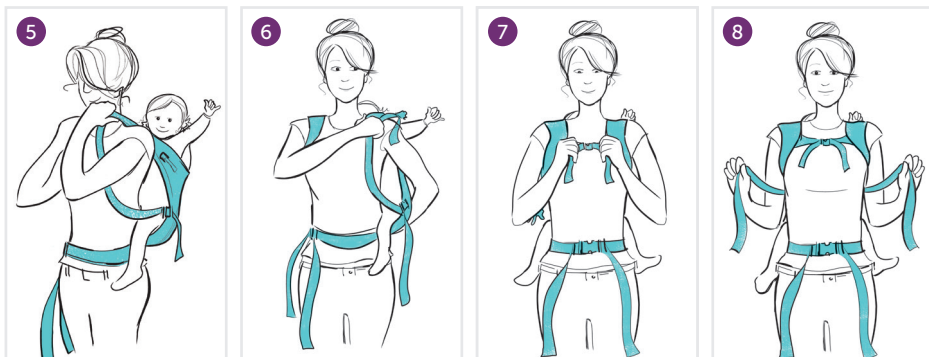
Suitable for babies who can sit unaided (9m+ approx).



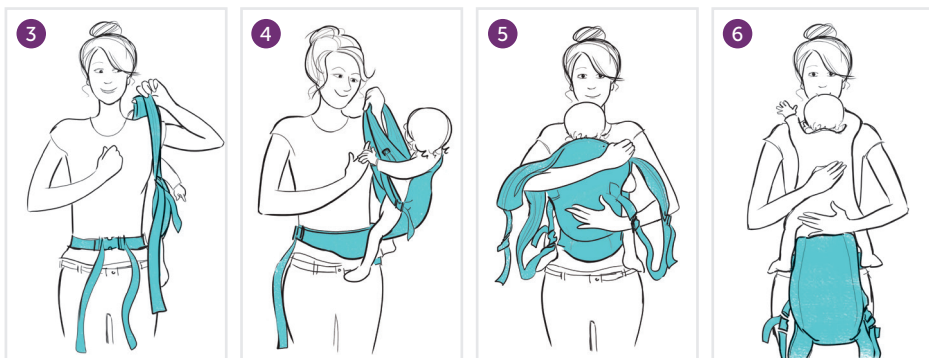
- Adjust seat width to widest setting before you start.
- Ensure your baby is supported from falling at all times until the carrier is fully secured.

Practice with someone to help you until you have safely mastered back carrying.





**To safely remove
your Izmi®
Toddler Carrier:**



Safety & Positioning for all Carrying Positions

Important Information: Please read this instruction manual carefully before you use your Izmi® Toddler Carrier. Always ensure that all safety advice is followed and seek advice from a health professional and/or babywearing consultant if you are at all unsure about carrier suitability or your baby's safety. More information, advice and videos can be found on our website www.izmibaby.co.uk

To ensure the safety of a baby in a wrap or carrier, always check that the baby's:

✓ Airways are protected and unobstructed

No fabric covering face. Face and nose visible at all times. Chin is not pressing into their chest.

✓ Head is supported

Head supported in line with spine. Head remains stable as you move around. Give additional support as needed for sleeping.

✓ Spine is supported

Carrier is adjusted to prevent your baby from slumping and to give you a snug, comfortable fit. For babies who can sit unaided, ensure that the carrier supports up to their armpits (higher if preferred).

Positioning and Comfort:

Good positioning of your child in your Izmi® Toddler Carrier will make it easier and more comfortable to use. Ensure that all straps are tightened to hold your baby's weight snugly against your body. If your baby can lean away from you or is held too low then carrying will quickly become tiring and uncomfortable. Be aware that all children are different, and react differently when carried in different positions.

Carrying Height:

Position your baby at the height that you naturally hold them in your arms, and so that you can easily kiss their head. This will help ensure that your baby's weight is supported with minimum strain and maximum support.

Healthy Hip Positioning:

Position your baby with their legs hugging around your body in a natural 'spread squat'; knees higher than hips/bottom and feet lower than knees. Benefits of this position include:

- Recommended for healthy hip development
- Supports good positioning for your baby's pelvis and spine
- Improves ergonomic weight distribution for you, making carrying more comfortable

Spine and Pelvis Positioning:

Adjust your carrier to support baby's spine in its natural 'J' shaped curve to prevent slumping. Tilt your baby's pelvis up towards your body; this pelvic tilt helps to relax your baby's spine and will lift their knees up into their natural, hip healthy position.

Breastfeeding in your Izmi® Toddler Carrier:

Your Izmi® Toddler Carrier may be used as an aid to breastfeeding, provided all safety measures above are followed. To protect the baby's airways ensure that no fabric covers their head or face and that they can breathe freely through their nose at all times. Support their head with your hand or arm as needed. Monitor your baby at all times while feeding, and return them to an upright position as soon as they have finished.

Carrying Multiples or Siblings aged 9+ Months:

You may use two Izmi® Toddler Carriers to carry two babies with one baby on the front, and one on the back. Ensure that any baby carried on your back is able to sit unaided, and ask another adult to help you when practising.



Tested to Safety Standard EN13209:2-2015.

Main carrier body 100% cotton. Webbing straps 100% polyester.

Mesh Panel 100% polyester (Izmi® Toddler Breeze).

Washing instructions: Gentle machine wash at 30°. Do not bleach. Reshape while wet and hang dry. Do not tumble dry. Do not dry clean. Do not iron. Patent Pending. Designed in the UK. Made in China.

#izmibaby

www.izmibaby.co.uk

info@izmibaby.co.uk

Izmi® Ltd. 1 Stone Barn, The Brows, Farnham Road, Liss, GU33 6JG, UK. Tel: 01730 895761